



Problems related to the use of the existing noise measurement standards when predicting noise from wind turbines and wind farms.

Erik Sloth Vestas

Niels Christian Møller Nielsen VESTAS
Ejler Kristensen BONUS Energy
Bo Søndergaard DELTA



Overview

- Noise Measurements (IEC 61400-11:2002)
 - Short description of the measurement method
 - Use of measurement results, including influence on inaccuracy.
- Noise prediction
 - Terrain and meteorology influence on the actual emitted sound
 - Methods used in noise calculations
- Noise assessment
 - Descriptors
 - Noise limits
 - Further investigations needed

Noise Measurements (IEC 61400-11:2002)

We correct for:

Air pressure
Air temperature

Standard terrain
roughness $z = 0.05$ m

All recalculated to 10 m
wind speed

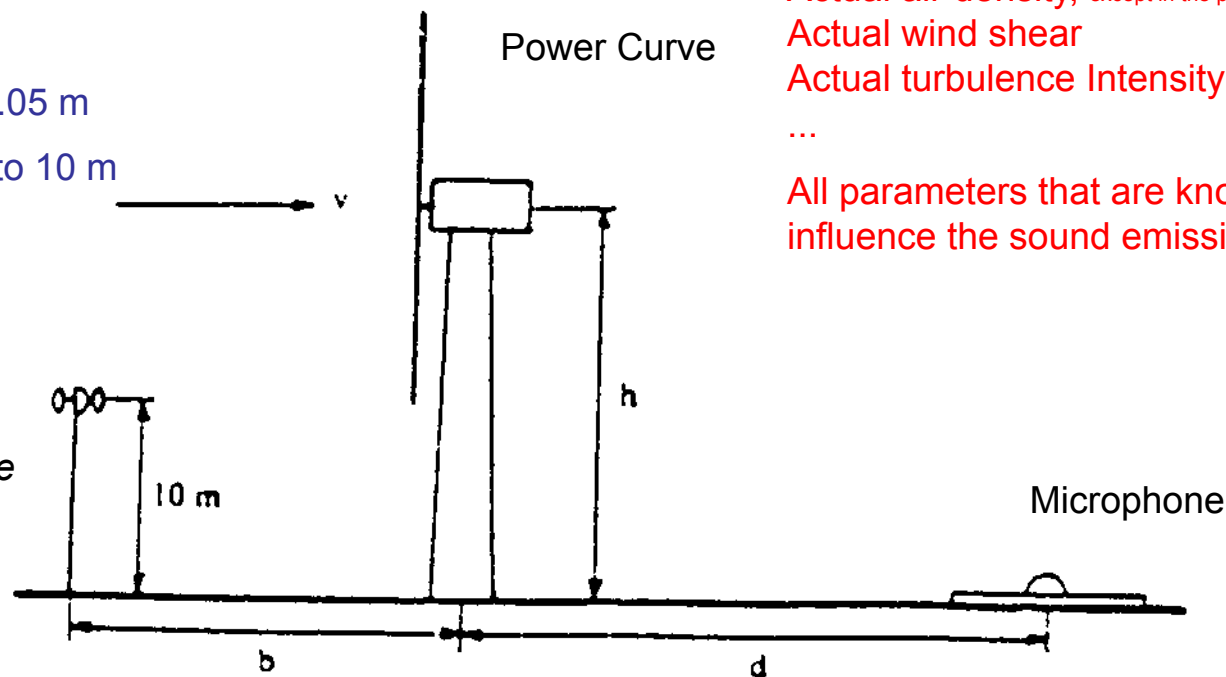
We do not correct for

Actual inflow angles
Actual air density, except in the power curve
Actual wind shear
Actual turbulence Intensity

...

All parameters that are known to
influence the sound emission

Anemometer
*For background noise
only*



Noise Measurement

- The results are standardized noise levels, which are fairly comparable from measurement to measurement on a given turbine type.
- The wind turbine is used as a wind speed meter through a power curve measured on an ideal site (IEC 61400-12) OBS impossible if actual terrain does not fulfill conditions
- Other parameters influence the noise level: relative humidity, turbulence, inflow angle, wind shear, turbine pitching are not accounted for.
- The result is a fairly good tool for verification of warranties, but not a good tool for predicting noise at imission points where people actually can get annoyed.
- The Sound Power Level related to the produced power or at least the sound power level as a function of hub height wind speed could be a more basic relationship

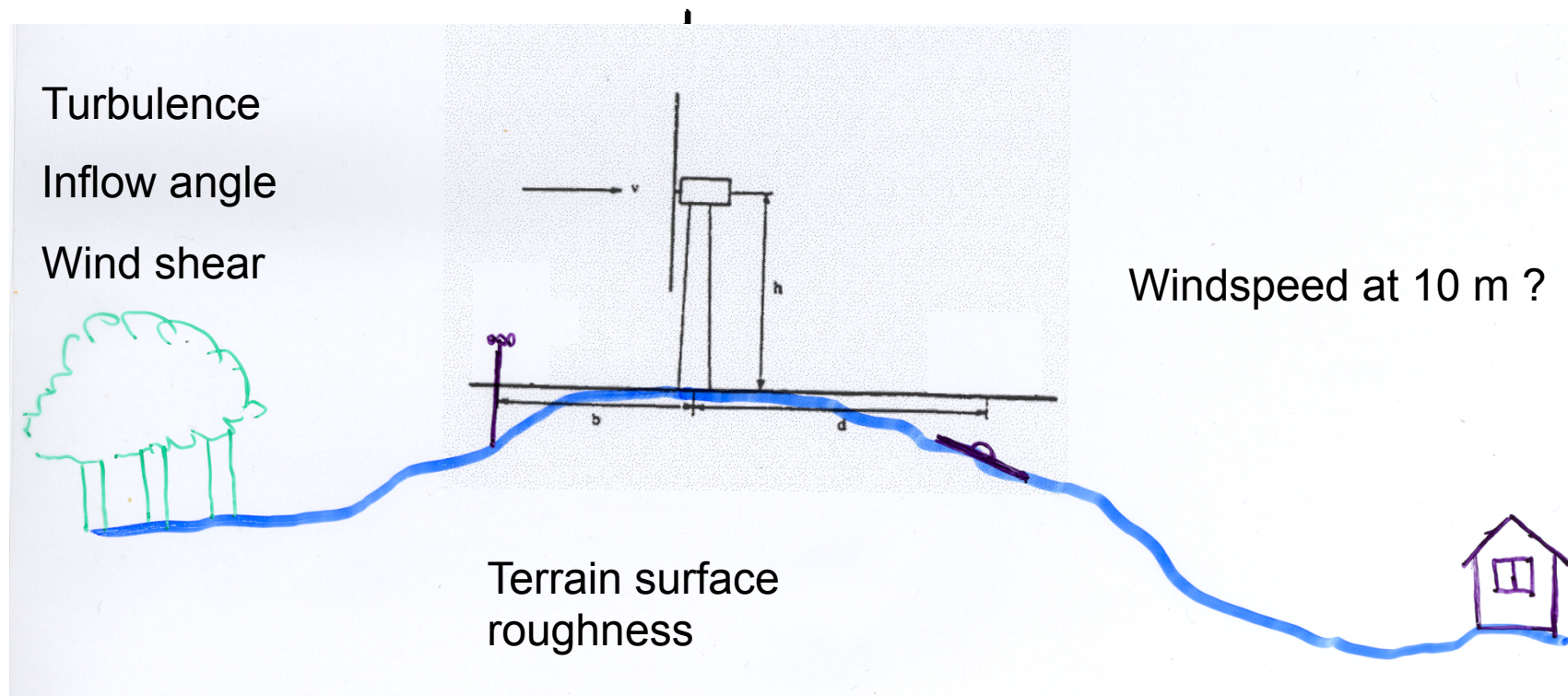
Typical problems in using the measurement results

- Where do we see the major deviations from standardized conditions during actual use of measurement results
- The wind turbines are almost always raised at sites where roughness differ from the standardized completely flat measurement site.
- Further we see different air density
 - different wind shear
 - different turbulence in inflow air
 - different inflow angles
- Finally we often see other hub heights than used during documentation

Use of measurement results

For noise control measurements

For noise level calculations



Conclusion on measurement results

- The differences in site conditions creates differences in emitted sound power level.
- The differences could be both increased and decreased emitted sound power levels in real life applications
- The differences will transfer directly to the imitted sound power levels, and may thereby create increased annoyances in real life
- Therefore – site specific sound power levels should be used unless a good safety margin is present using standardized emission levels.

Uncertainty

- According to IEC 61400-11:2002 the standard deviation of a measurement results is app. 0.9 – 1.5 for an ideal site
- If the measurements are made at a site with considerable turbulence intensity or wind shear the standard deviation can be app. 2.0 dB
- The result is that when used for calculating the noise from a wind farm at an imission point, some WTG will be higher than the expected level and some will be lower.
- To correct for this, the measured inaccuracy cannot be placed upon the total calculated level, but must be included in the calculations.
- The result is that the higher the number of WTG's in the project is, the smaller the resulting inaccuracy.
- If the results are used for calculating the noise from a wind farm the standard deviation should be calculated as the weighted standard deviation

$$\sigma_{res} = \sigma_{method} + \sigma_{source} = \sigma_{method} + \frac{\sqrt{\sum (\sigma_i \cdot 10^{L_i/10})^2}}{\sum 10^{L_i/10}}$$

Solution to the outlined problems

- Accept that different sound power levels should be used in predictions and warranties.
- Avoid using sound power levels that include inaccuracy in predictions unless there is a good safety margin.
- The inaccuracy should be included in the calculation – the higher the number of WTG's the less the probability that all are in the high end of the uncertainty interval
- Use sound power levels that at least are corrected for: hub height, wind shear, air density, turbulence, inflow angle
- Be careful to make sure that the background noise measurements and wind conditions at the turbine positions uses the same reference position.

Noise level calculation models

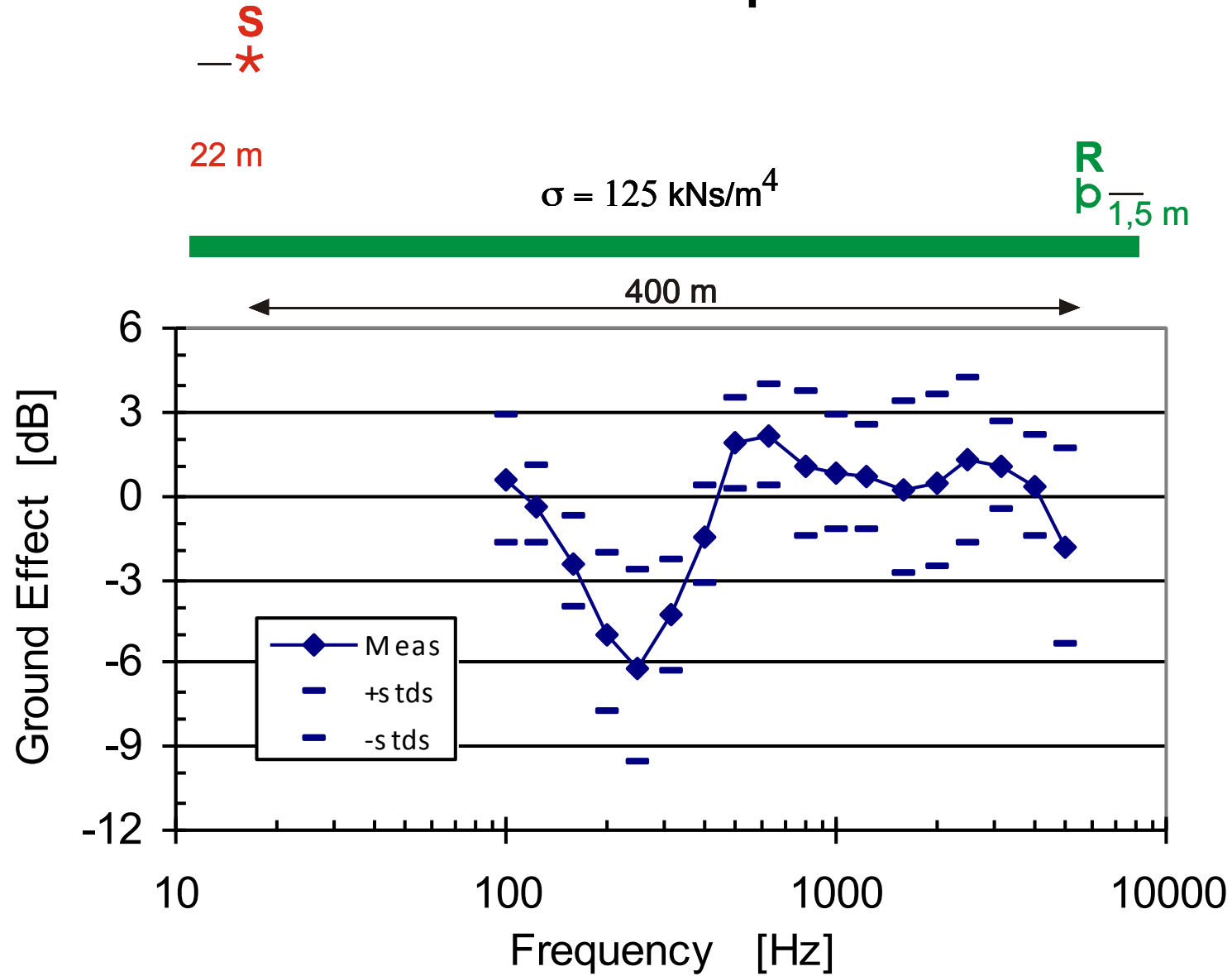
- There are lots of different noise level calculation models:
 - ISO 9613-2 which is the model that we see the most
 - VDI 2714
 - Concawe
 - BS 5228
 - General Prediction Method (Danish)
 - Danish EPA Guidelines
 - Netherlands Guidelines 1999
 - Swedish method (land/sea)
 -

- Most of the methods are developed for noise from Industry, wind speeds below 5 m/s and standard meteorological conditions and must be suspected to give poor results at larger distances.
- ISO 9613-2 is known sometimes to overestimate the terrain effects if soft ground is used
- Manufacturers, developers, consultants and authorities have an interest in a noise level calculation model developed specifically for wind turbine noise

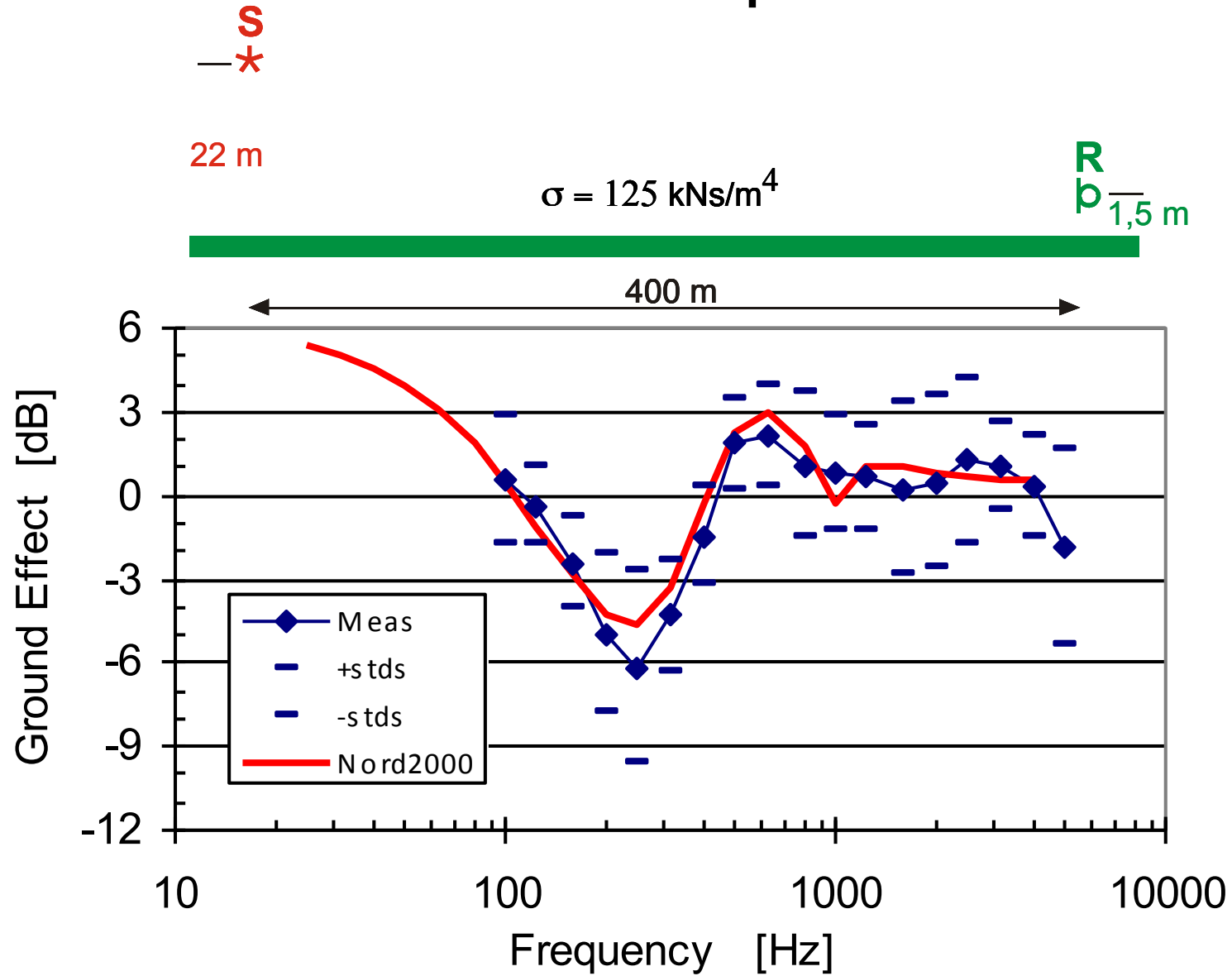
Noise calculation models

- In an EU project JOR3-CT95-0065 a model for wind turbine noise propagation (WiTuProp) was developed giving good results
- The WiTuProp model takes into account
 - meteorological conditions:
 - Wind speed / terrain surface roughness and direction
 - Air temperature and air temperature gradient
 - Relative air humidity
 - The ground type
 - Flow resistivity for grassland and harder surfaces
 - Screening (by terrain or screens / barriers)
- WiTuProp is a special case of a more comprehensive model developed later:
NORD2000

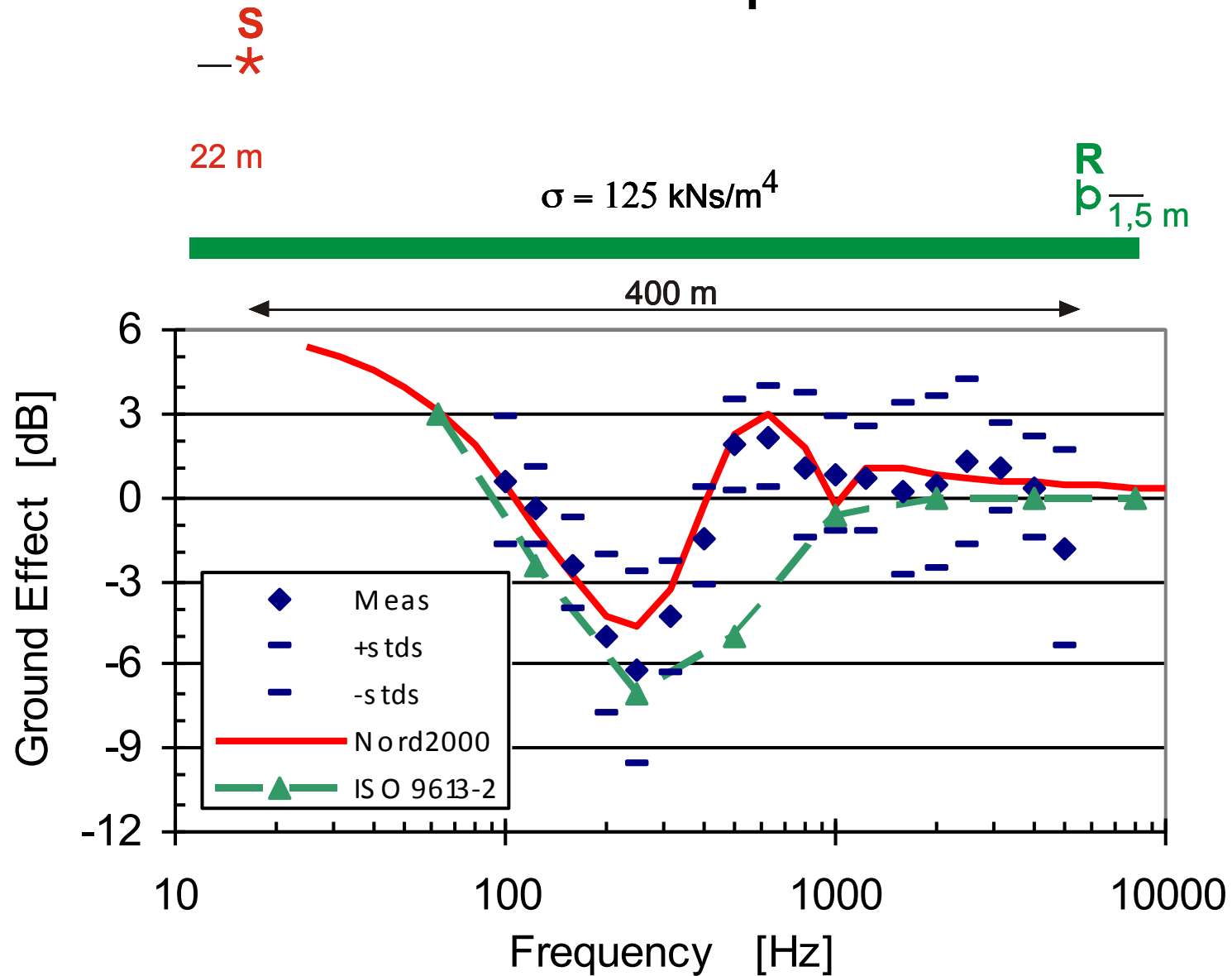
Nord2000 / WiTuProp vs. ISO 9613-2



Nord2000 / WiTuProp vs. ISO 9613-2



Nord2000 / WiTuProp vs. ISO 9613-2



Nord2000 model

- Meteorological conditions are better covered
- Complex terrain profiles (hill/valley)
- Mixed ground
- Terrain roughness
- Improved screen modelling
- 1/3 octave-band results
- Physical model – NOT empirical

Recommendation if the advanced model is not used:

- Use ISO 9613-2
- Make sure that hard terrain is used
- Be careful when defining screening effects from terrain - specially edge effects can be difficult to model

Noise Assessment

- The noise level at the emission points are normally given as an A-weighted noise level at different wind speeds.
- A tonality evaluation is normally included for the receiving points.

What do we know of the annoyance of the noise:

- We know that noise from wind turbines sometimes annoys people even if the noise is below the noise limits.
- Often people complaints on low frequency noise which many investigations often show in not present
- The noise limits are usually adapted from industrial noise limits and are based upon the principle that a given percentage of the population will feel annoyed when the limit is exactly fulfilled.
- Evaluation of tonality in the turbine noise is more based on the reproducibility of the results than on pure knowledge on what is actually annoying

Noise assessment

- Other descriptors need to be investigated to understand the annoyance caused by wind turbines
 - Low frequency noise and Infrasound – we cannot see it in our measurements
 - Modulation – may be the parameter that is heard as low frequency noise
 - Masking – which noise can mask noise from wind turbines
 - Other characteristics
 - ..
- This mean that tape recordings should me made on all sites in order to enable later analysis of up till now unrecognized parameters.
- In order to enable listener tests, artificial head investigations should be made
- We as a producer cannot cover this alone, since the local rules always need to be followed

Our recommended research program

- Artificial head measurements on real turbines of different sizes
- Background noise measurements on real sites
- Listener tests on obtained results
- These measurements are being made on a test basis during our Danish measurements

- General Research that is needed in this area includes
 - Psychoacoustic experiments
 - Listener test
 - Measurements at low frequencies
 - Analysis for other characteristics
 - ..



Questions ?

